

Regione - all -  
 Provincia - all -  
 Comune - all -

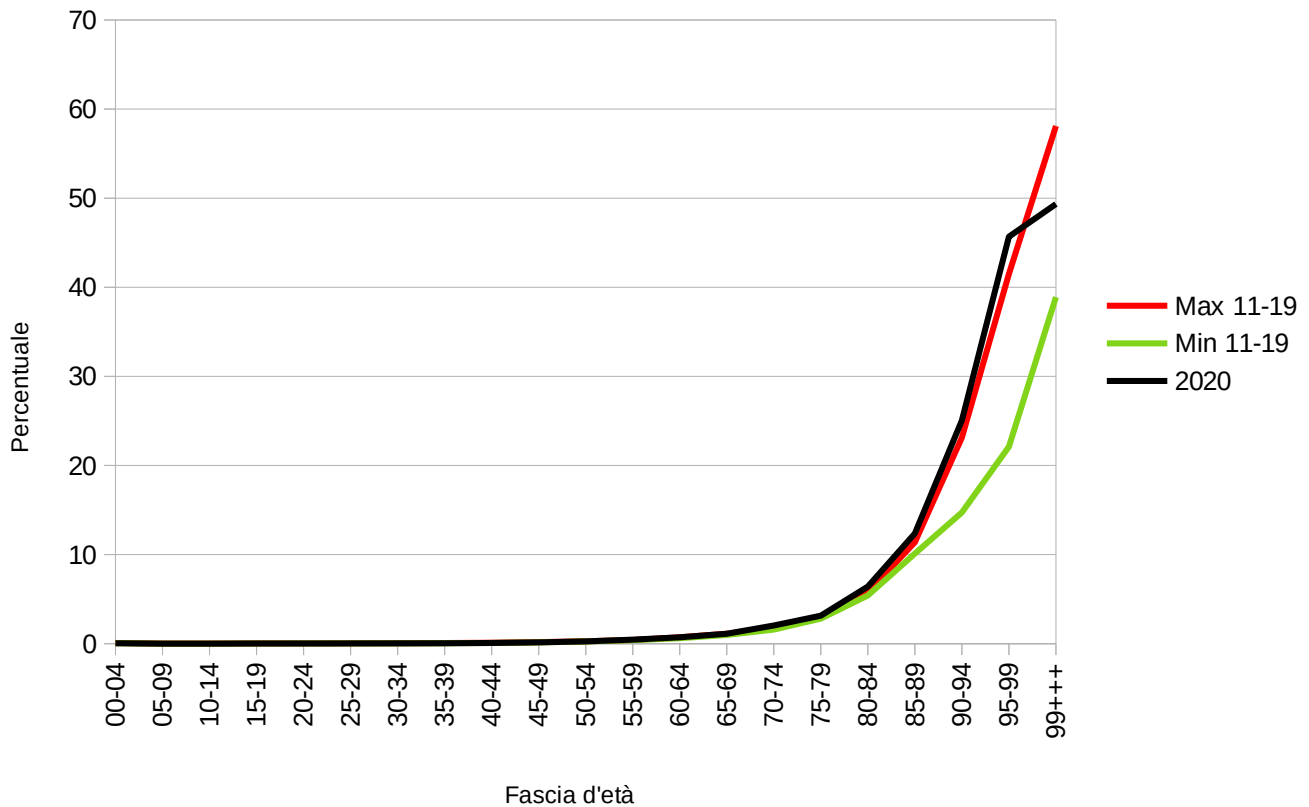
Dati popolazione da tuttitalia.it  
 Dati decessi ISTAT

### Confronto indice di mortalita 2020 con MIN e MAX periodo 2011-2019

Eta	Max 11-19	Min 11-19	2020
00-04	0.08	0.05	0.05
05-09	0.01	0.01	0.01
10-14	0.01	0.01	0.01
15-19	0.03	0.02	0.02
20-24	0.04	0.03	0.02
25-29	0.04	0.03	0.03
30-34	0.05	0.03	0.03
35-39	0.07	0.05	0.05
40-44	0.10	0.08	0.08
45-49	0.17	0.14	0.14
50-54	0.27	0.25	0.26
55-59	0.42	0.40	0.46
60-64	0.72	0.62	0.72
65-69	1.11	0.98	1.11
70-74	1.81	1.58	2.04
75-79	3.08	2.82	3.14
80-84	5.76	5.41	6.41
85-89	11.38	10.11	12.36
90-94	23.13	14.73	25.06
95-99	41.51	22.11	45.68
99+++	58.10	38.90	49.35

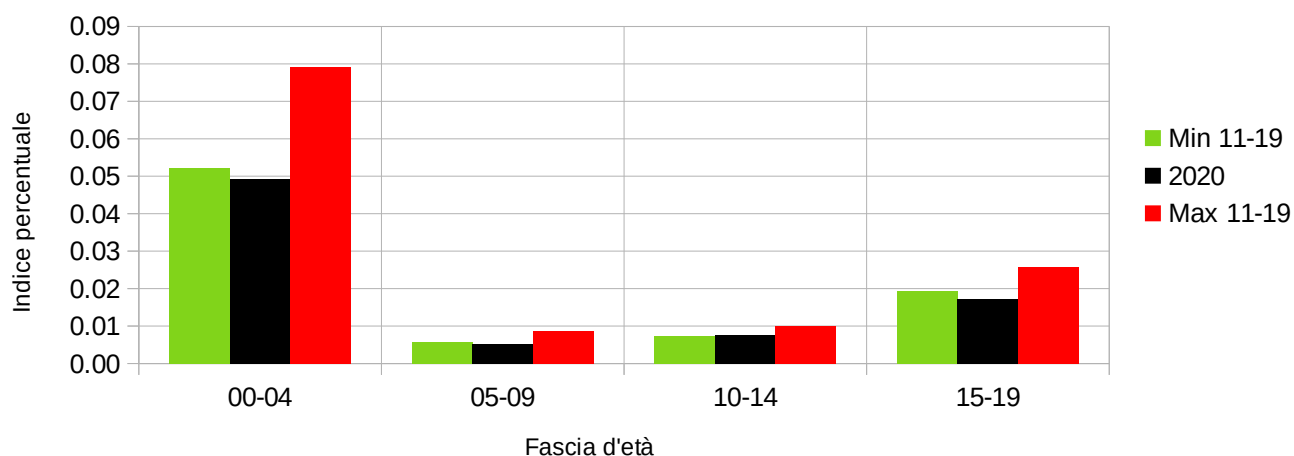
### Indice di mortalità

Min (2011-2019), Max(2011-2019), 2020



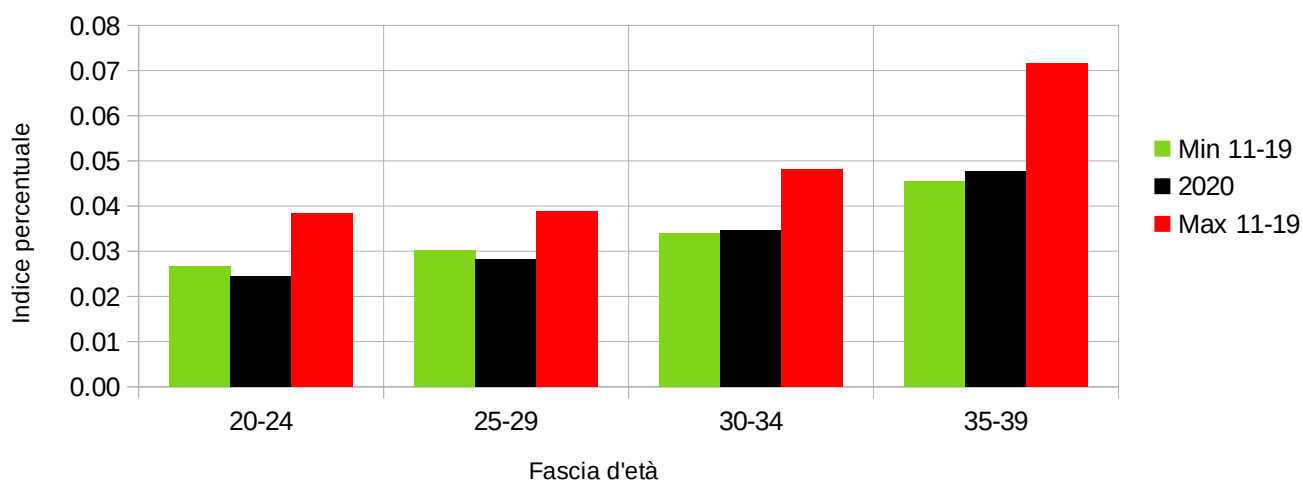
## Indice mortalità

Min (2011-2019), 2020, Max (2011-2019)



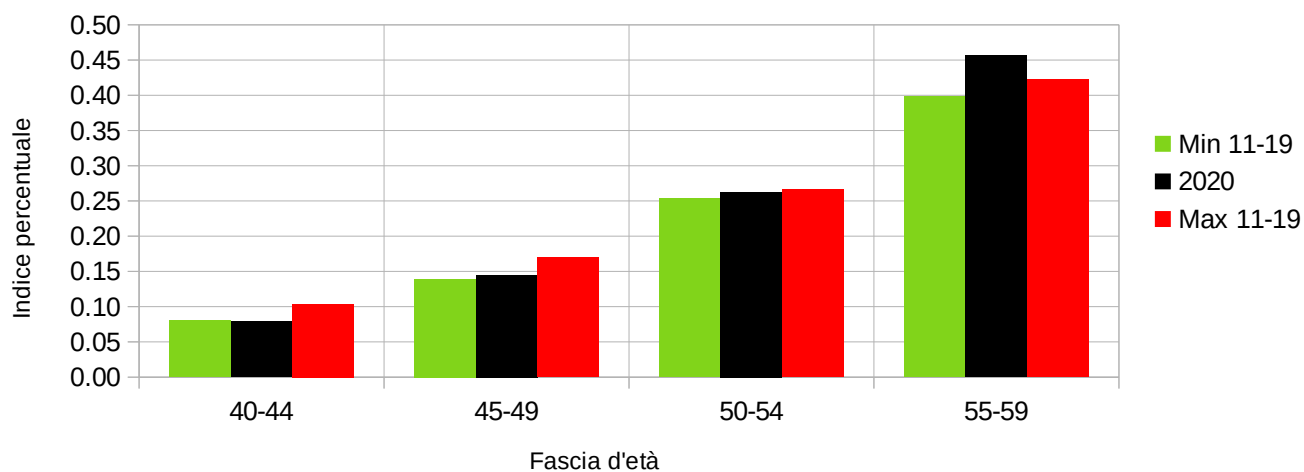
## Indice mortalità

Min (2011-2019), 2020, Max (2011-2019)



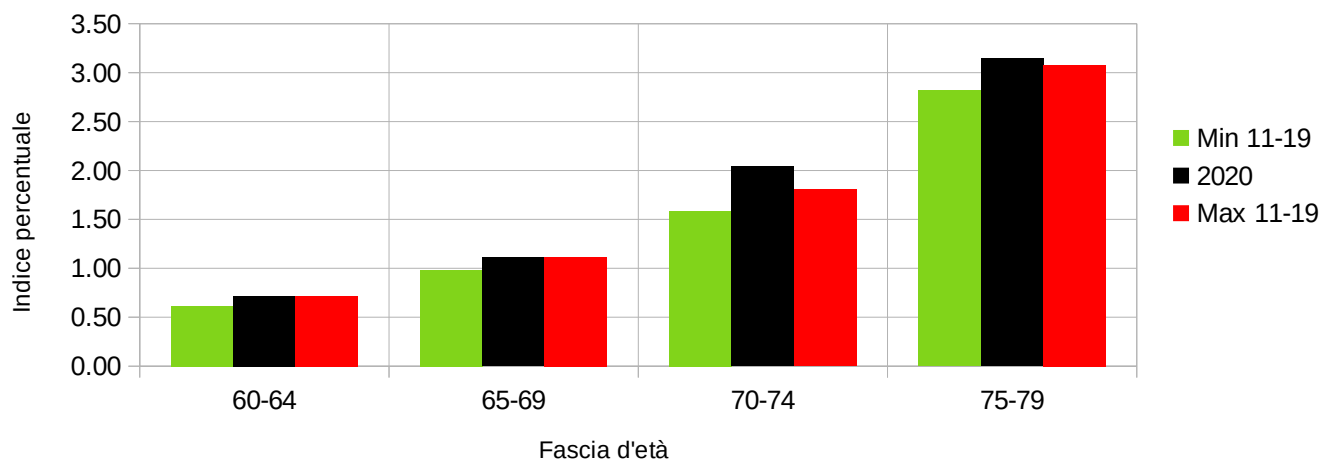
## Indice mortalità

Min (2011-2019), 2020, Max (2011-2019)



## Indice mortalità

Min (2011-2019), 2020, Max (2011-2019)



## Indice mortalità

Min (2011-2019), 2020, Max (2011-2019)

