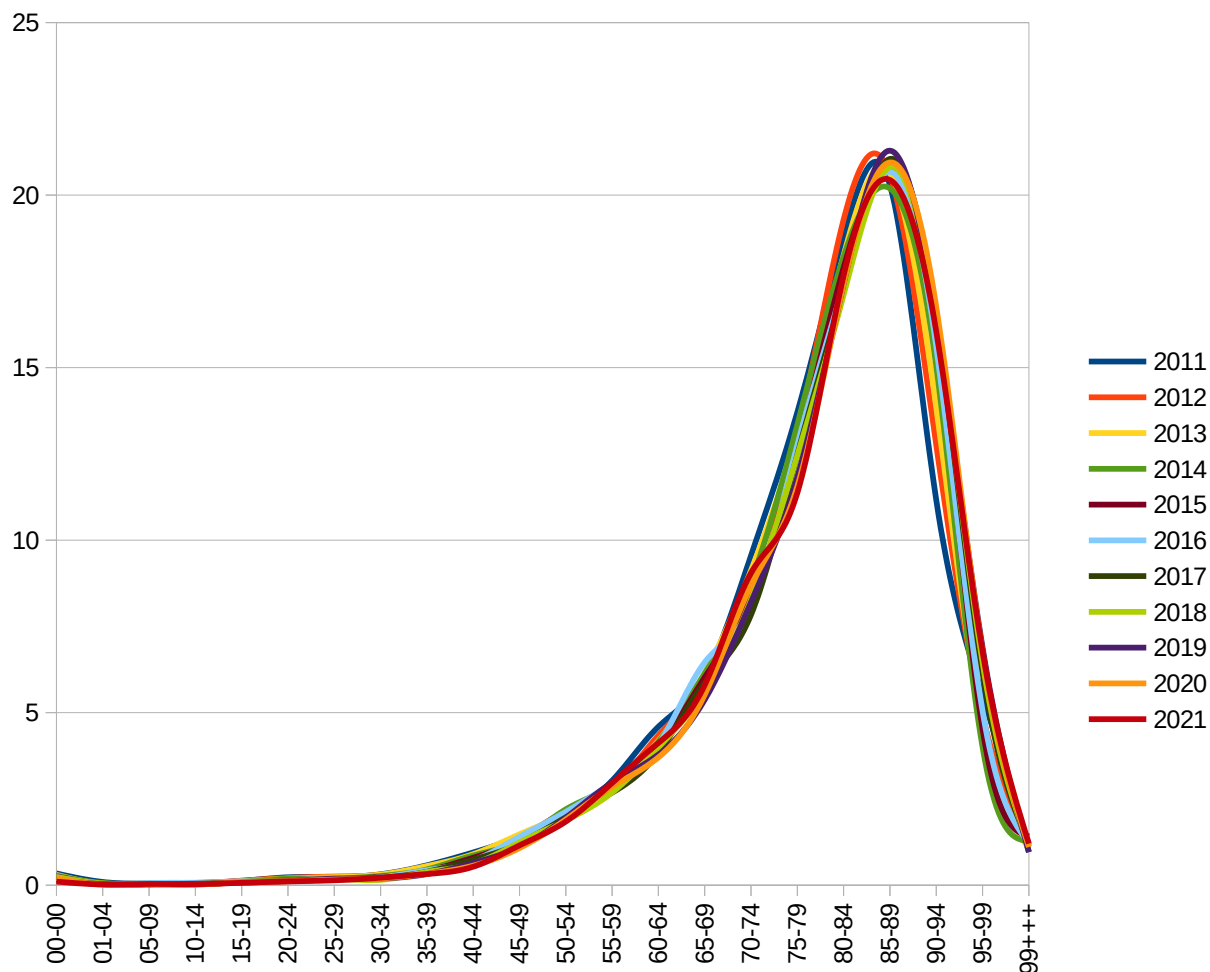


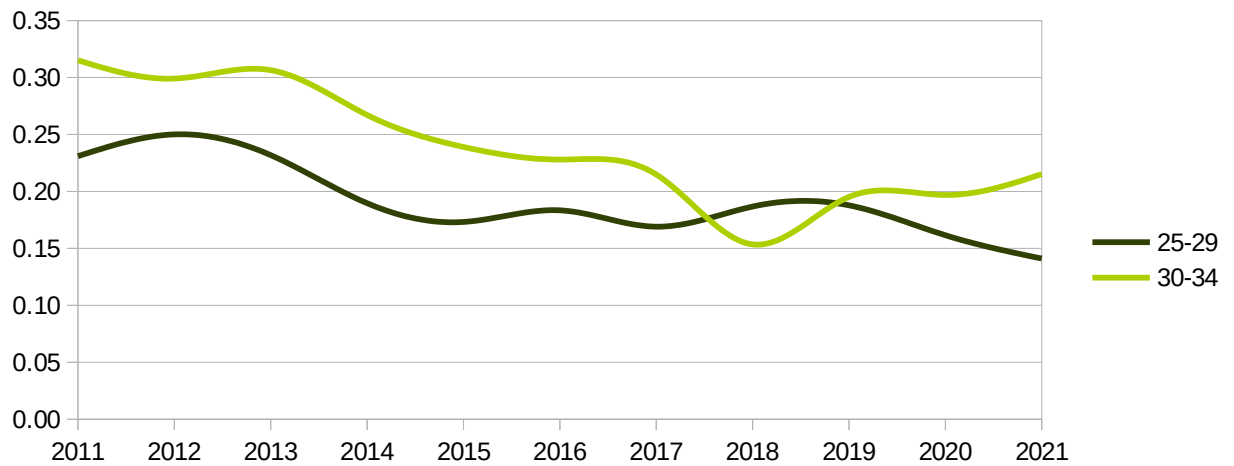
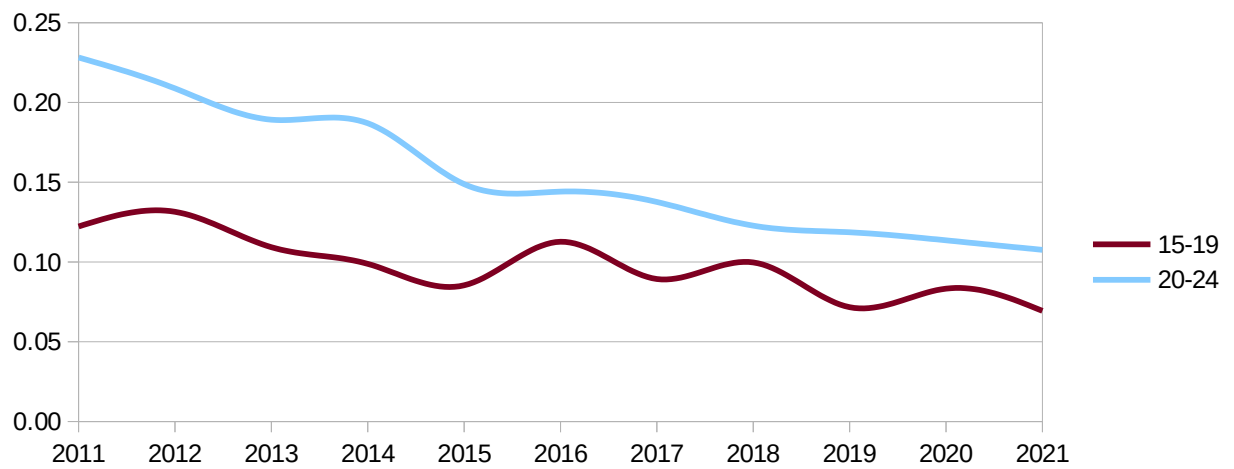
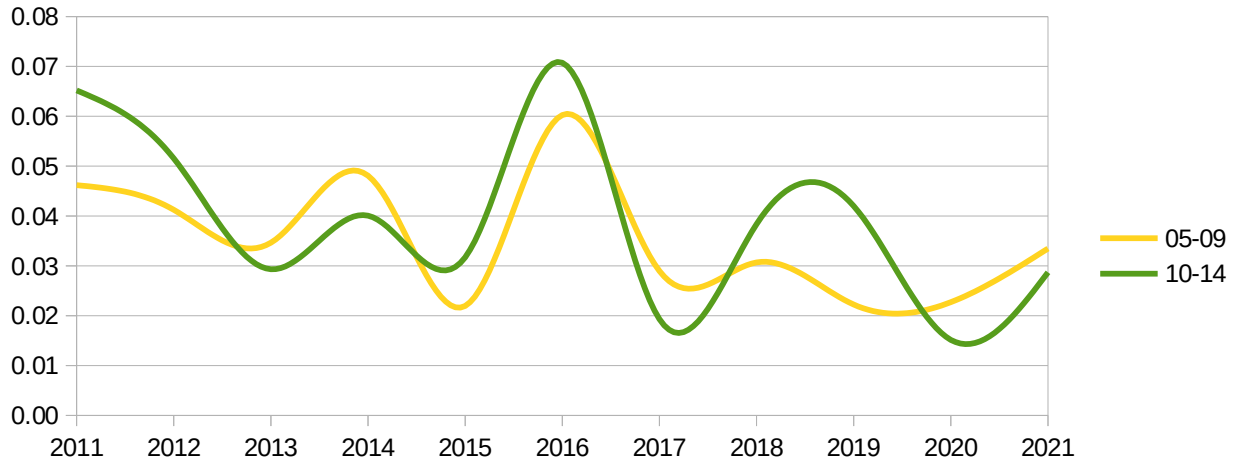
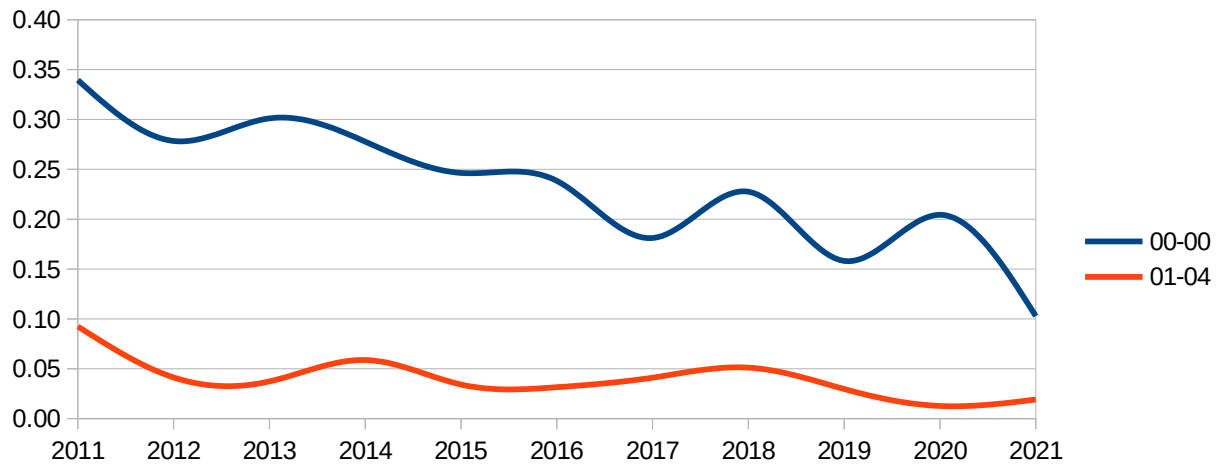
Regione lazio
 Provincia - all -
 mese - multiple -

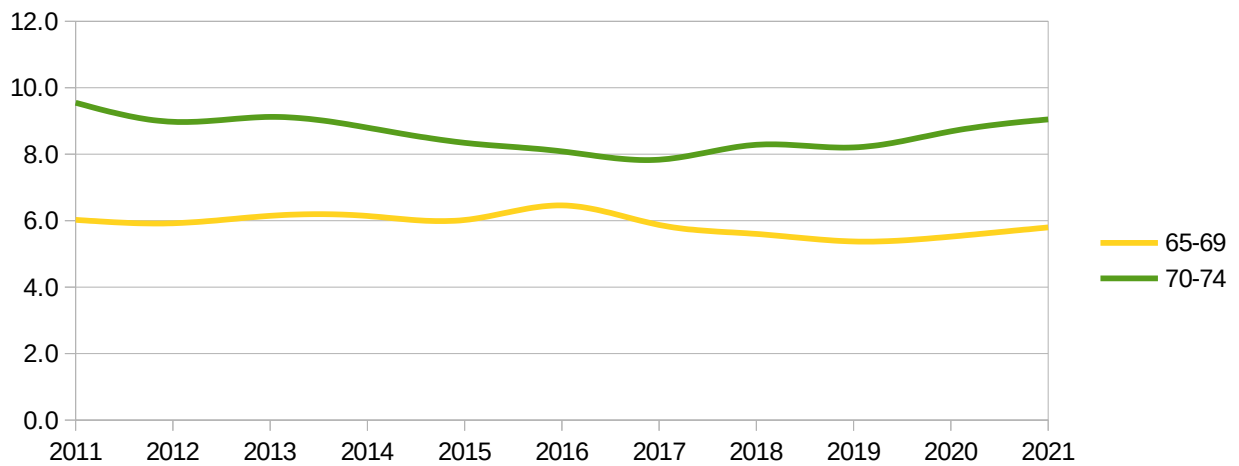
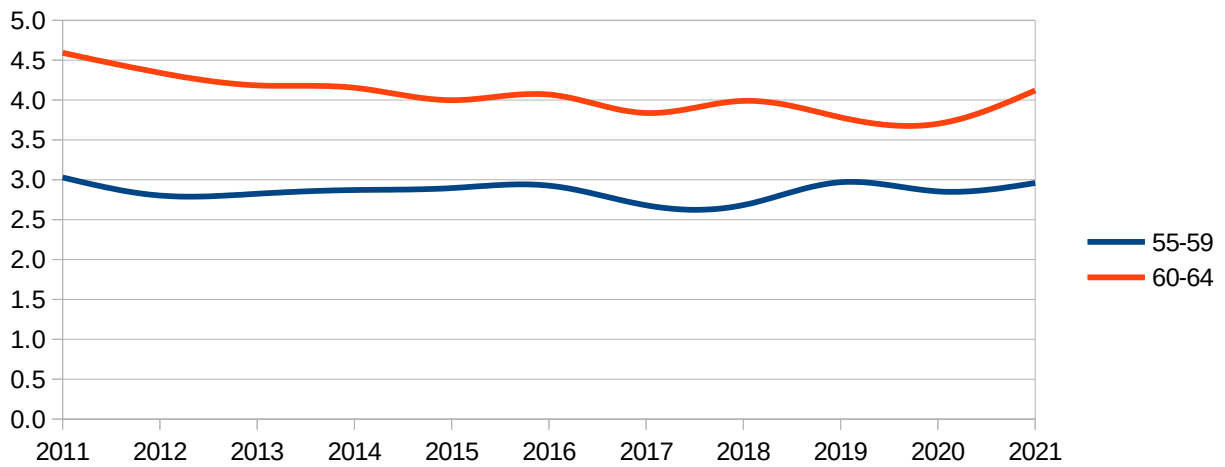
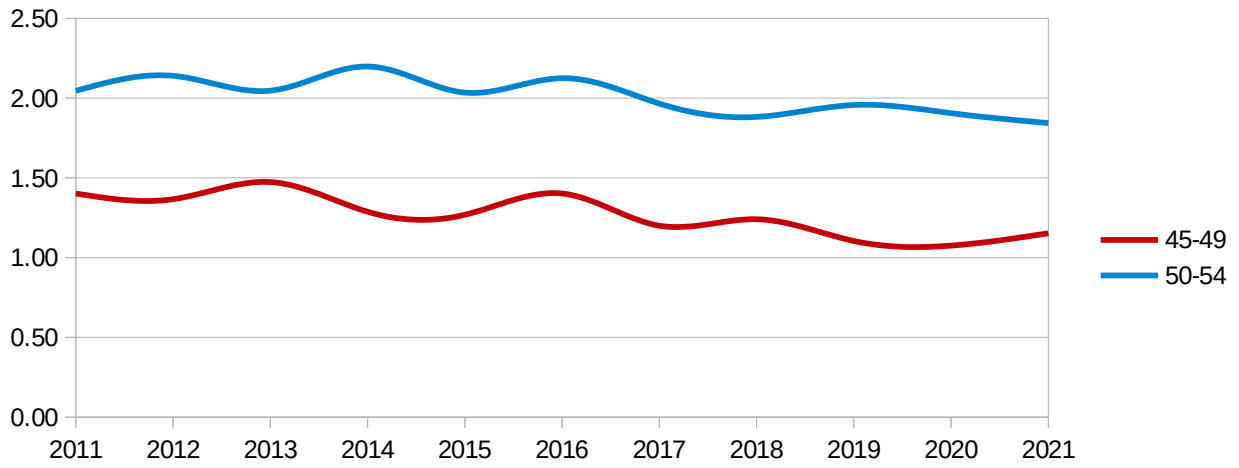
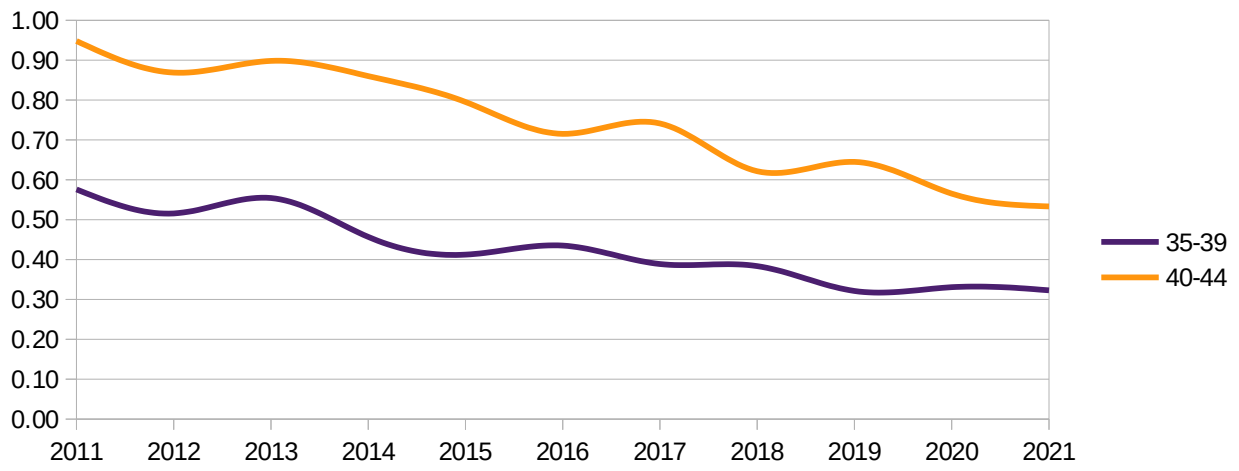
mesi gennaio → agosto
 Dati ISTAT al 31 agosto 2021

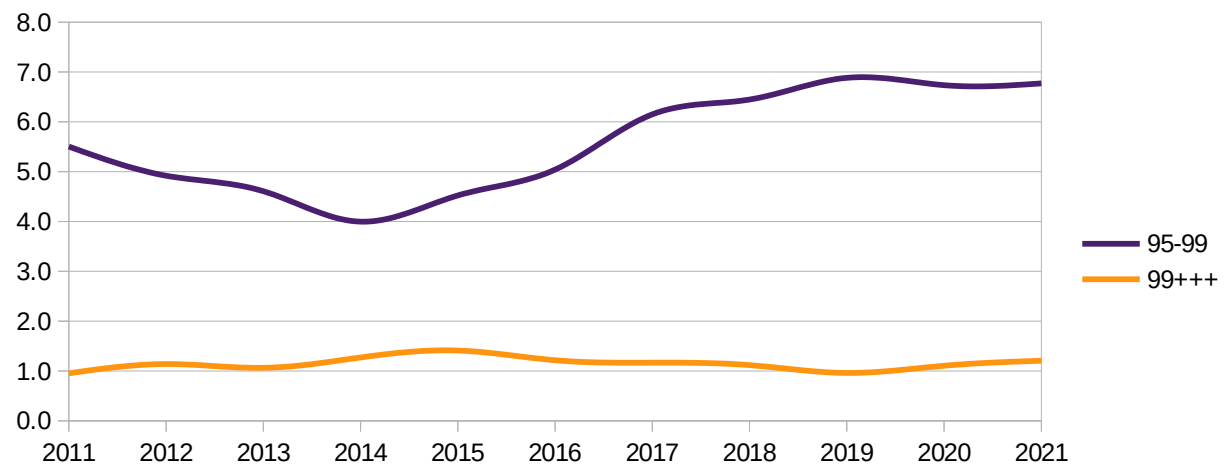
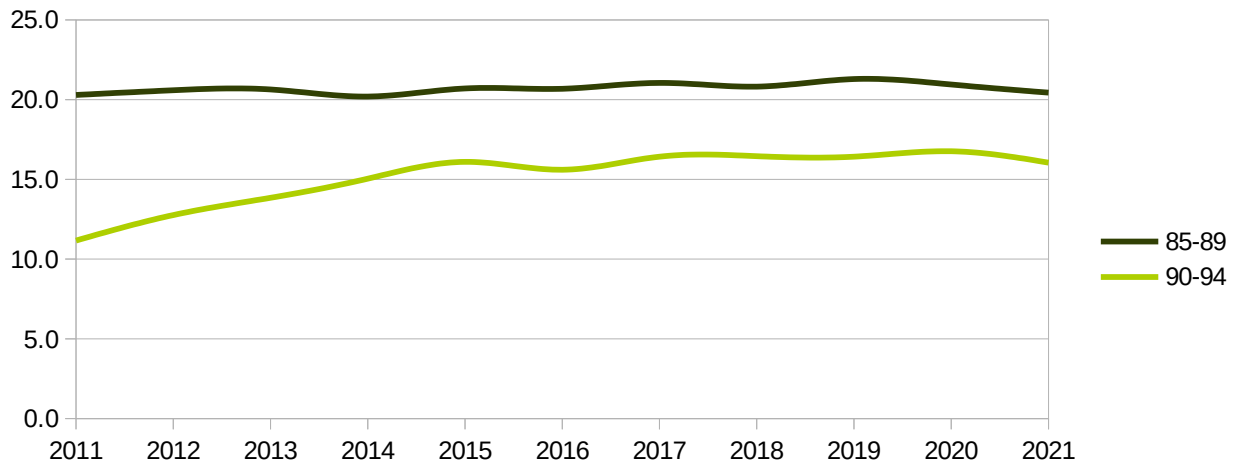
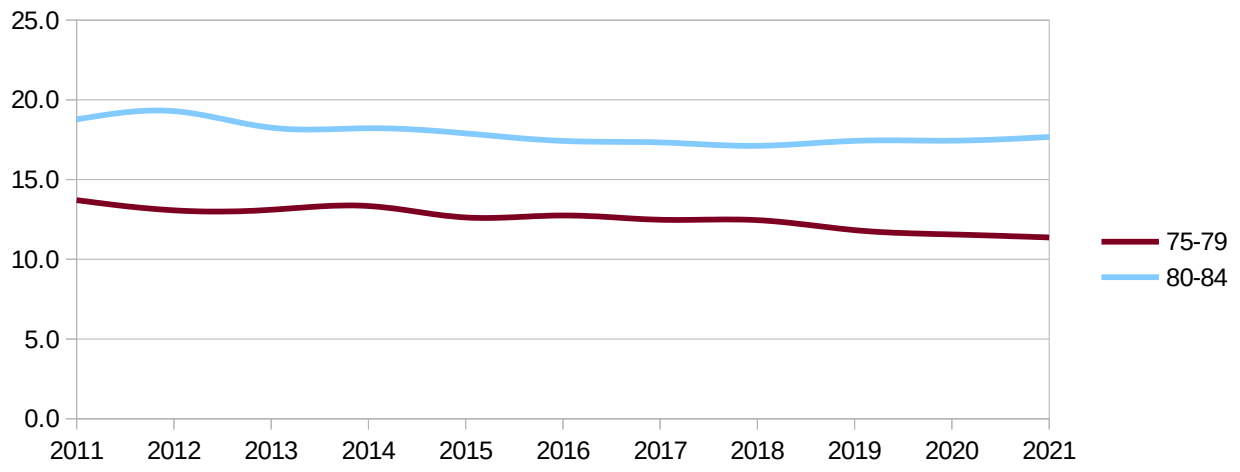
Distribuzione decessi per fascia d'età

eta	2011	2012	2013	2014	2015	2016	2017	2018	2019	2020	2021
00-00	0.34	0.28	0.30	0.28	0.25	0.24	0.18	0.23	0.16	0.20	0.10
01-04	0.09	0.04	0.04	0.06	0.03	0.03	0.04	0.05	0.03	0.01	0.02
05-09	0.05	0.04	0.03	0.05	0.02	0.06	0.03	0.03	0.02	0.02	0.03
10-14	0.07	0.05	0.03	0.04	0.03	0.07	0.02	0.04	0.04	0.02	0.03
15-19	0.12	0.13	0.11	0.10	0.09	0.11	0.09	0.10	0.07	0.08	0.07
20-24	0.23	0.21	0.19	0.19	0.15	0.14	0.14	0.12	0.12	0.11	0.11
25-29	0.23	0.25	0.23	0.19	0.17	0.18	0.17	0.19	0.19	0.16	0.14
30-34	0.32	0.30	0.31	0.27	0.24	0.23	0.21	0.15	0.20	0.20	0.22
35-39	0.58	0.52	0.55	0.46	0.41	0.43	0.39	0.38	0.32	0.33	0.32
40-44	0.95	0.87	0.90	0.86	0.80	0.72	0.74	0.62	0.64	0.57	0.53
45-49	1.40	1.37	1.47	1.29	1.27	1.40	1.20	1.24	1.10	1.08	1.15
50-54	2.05	2.14	2.05	2.20	2.03	2.12	1.97	1.88	1.96	1.91	1.84
55-59	3.03	2.80	2.82	2.87	2.90	2.93	2.68	2.68	2.97	2.85	2.96
60-64	4.59	4.34	4.18	4.15	4.00	4.07	3.84	3.99	3.78	3.70	4.12
65-69	6.03	5.92	6.15	6.14	6.02	6.46	5.87	5.60	5.37	5.52	5.80
70-74	9.55	8.97	9.12	8.80	8.34	8.09	7.84	8.28	8.20	8.69	9.05
75-79	13.71	13.07	13.10	13.34	12.62	12.75	12.48	12.45	11.83	11.56	11.37
80-84	18.77	19.29	18.25	18.22	17.90	17.42	17.33	17.11	17.43	17.44	17.67
85-89	20.29	20.59	20.64	20.19	20.70	20.68	21.05	20.82	21.29	20.95	20.44
90-94	11.16	12.76	13.84	15.04	16.10	15.60	16.42	16.45	16.43	16.76	16.05
95-99	5.50	4.92	4.61	4.00	4.52	5.04	6.15	6.45	6.88	6.74	6.77
99+++	0.95	1.14	1.06	1.27	1.41	1.22	1.17	1.12	0.96	1.11	1.21







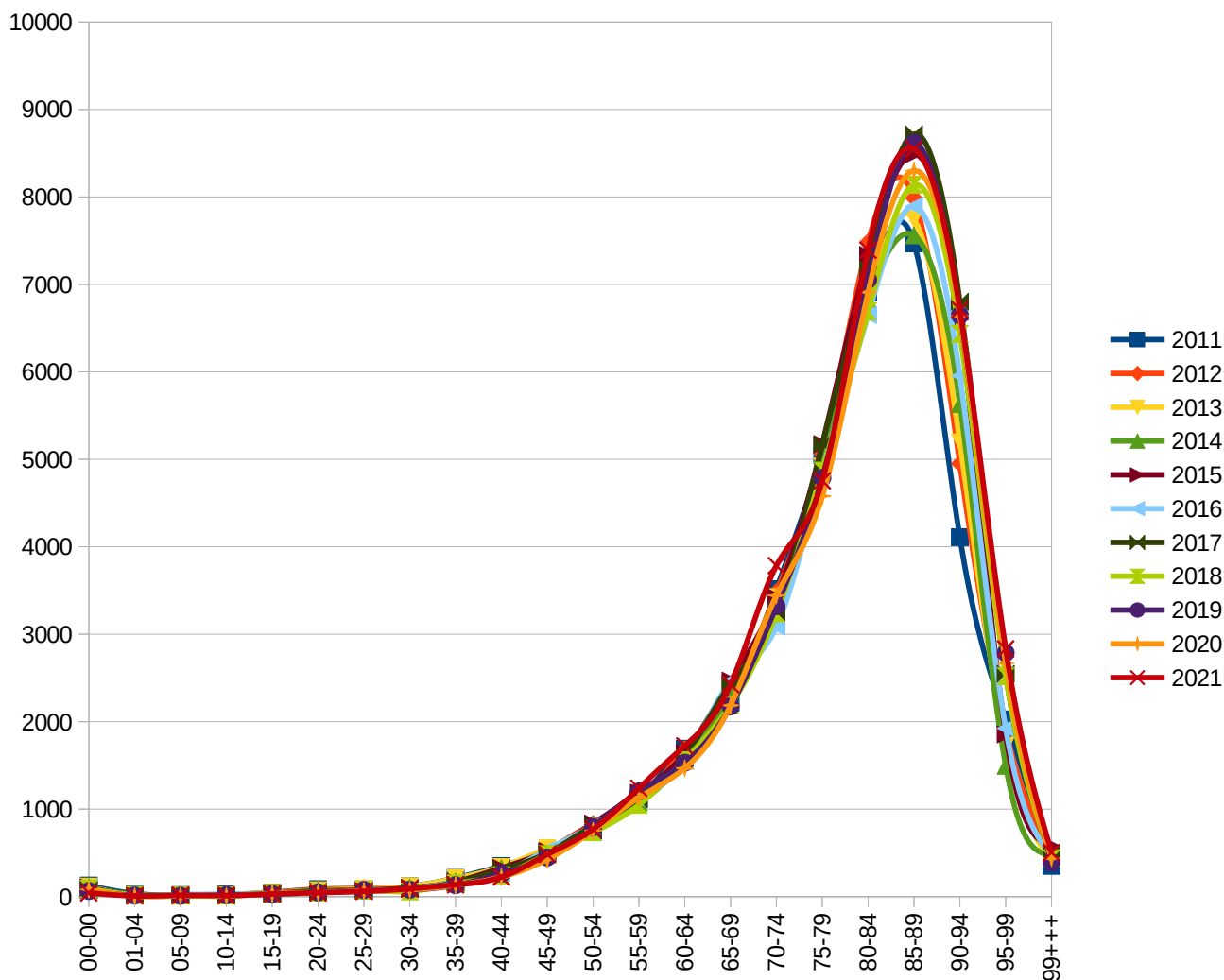


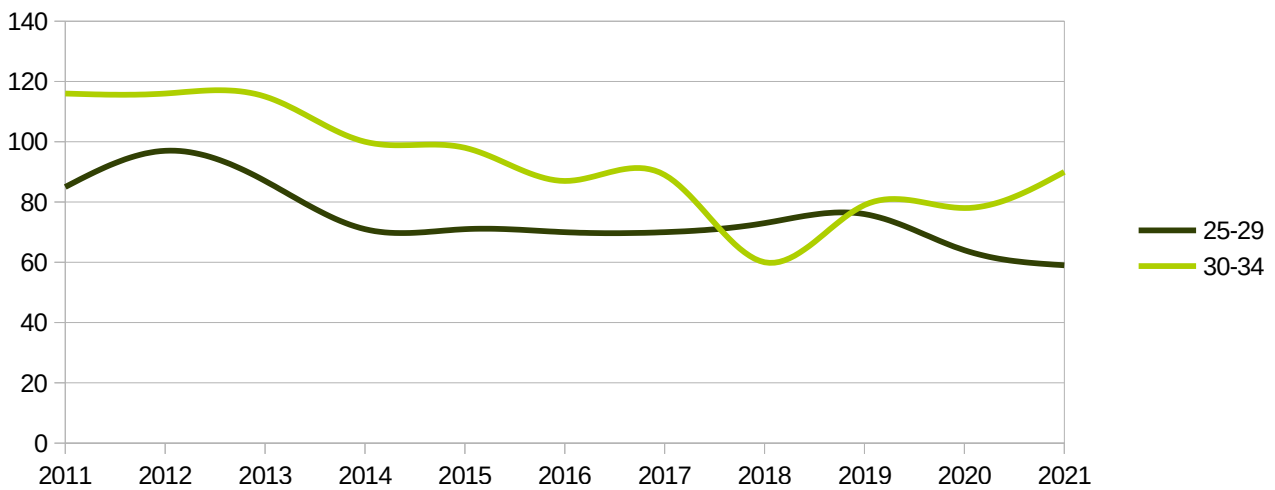
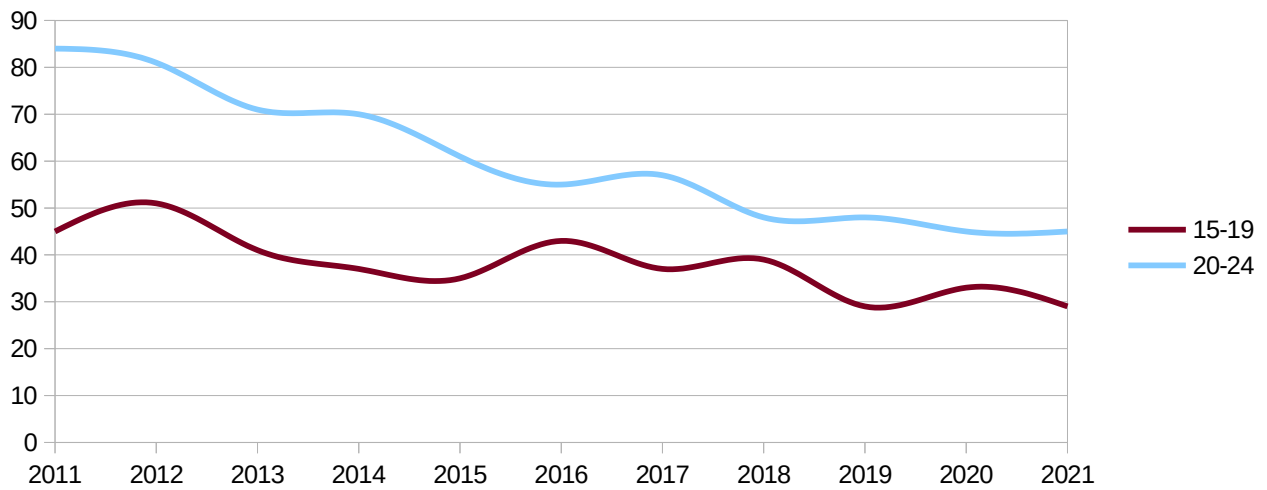
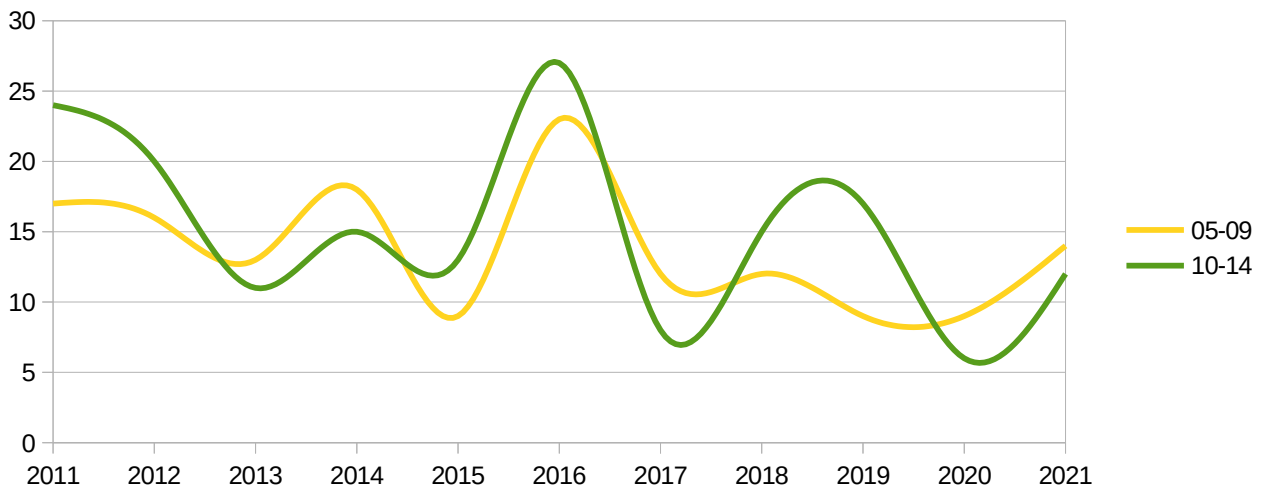
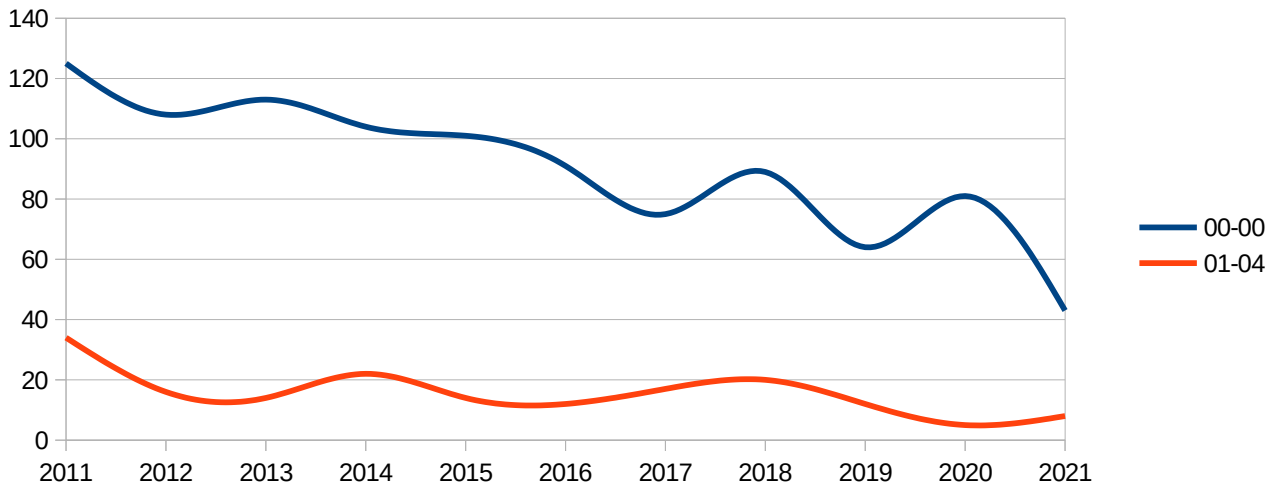
Regione lazio
 Provincia - all -
 mese - multiple -

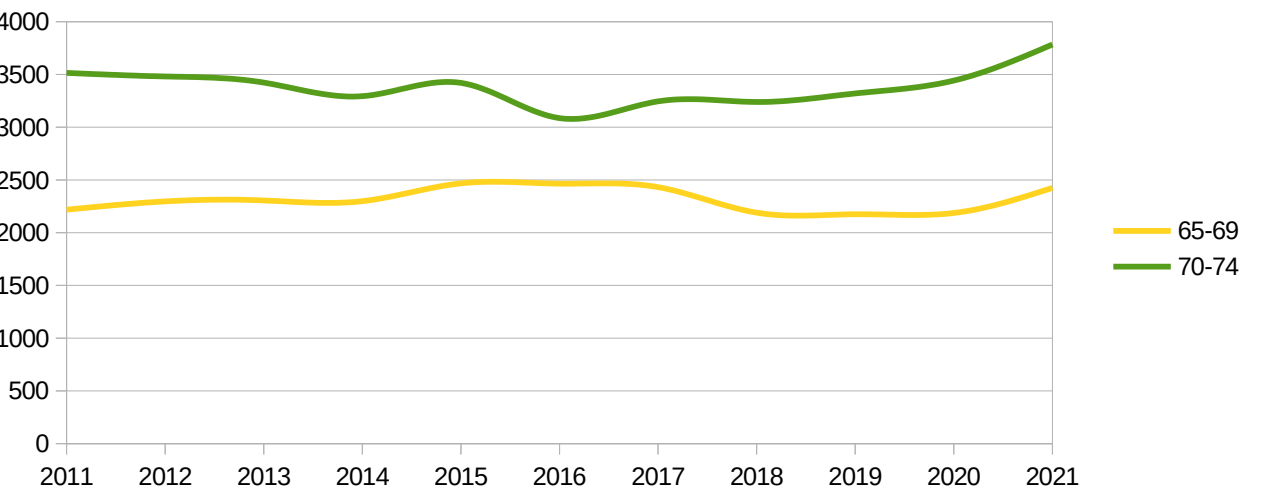
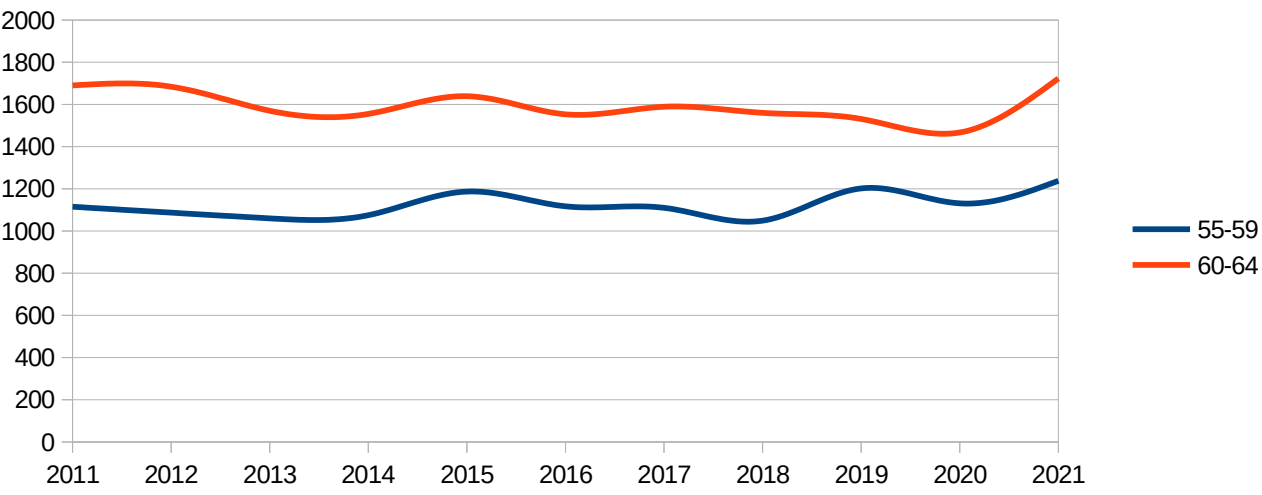
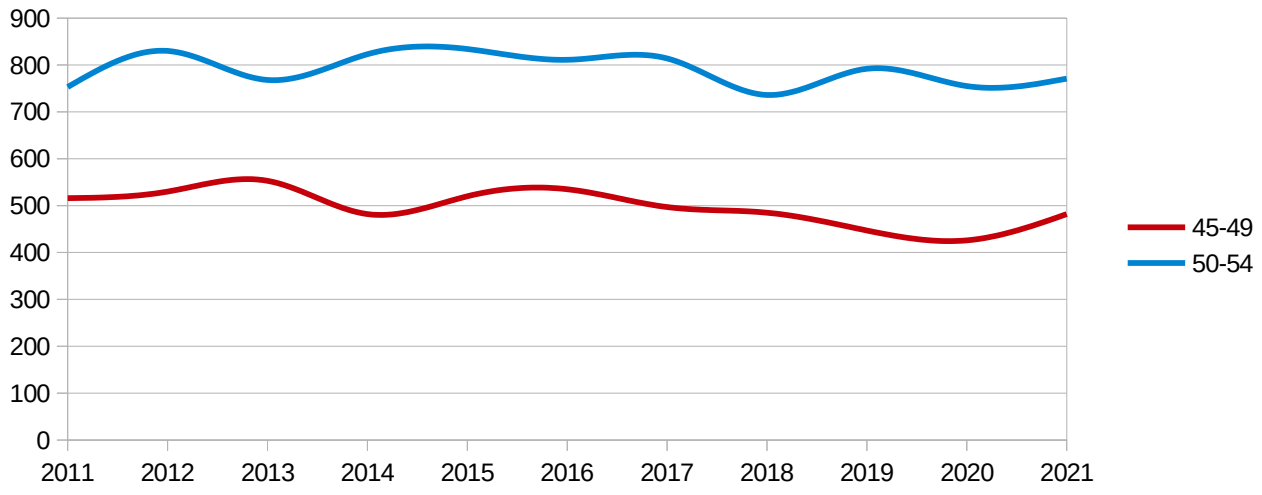
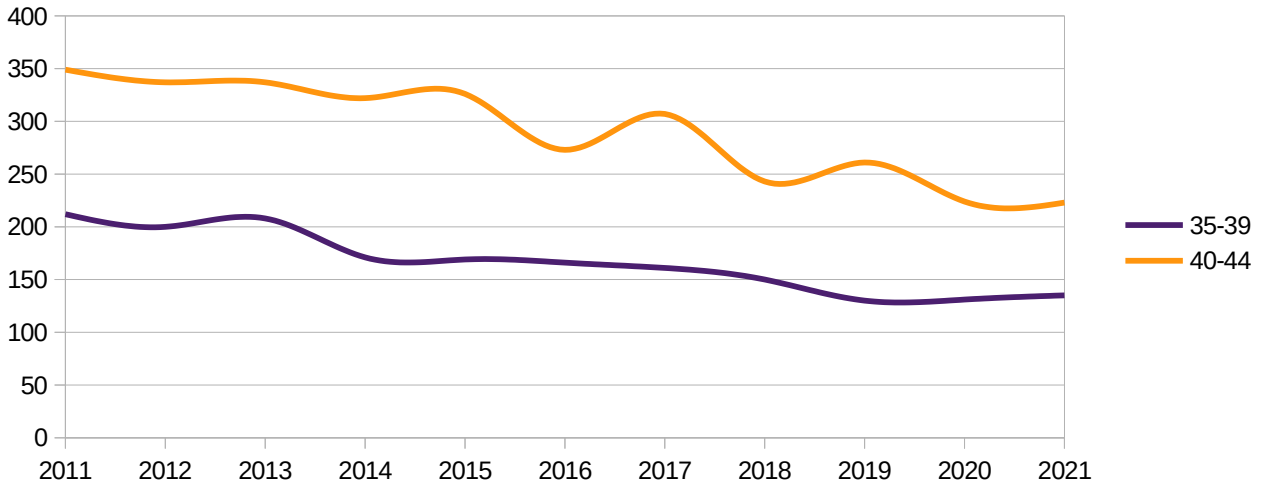
mesi gennaio → agosto
 Dati ISTAT al 31 agosto 2021

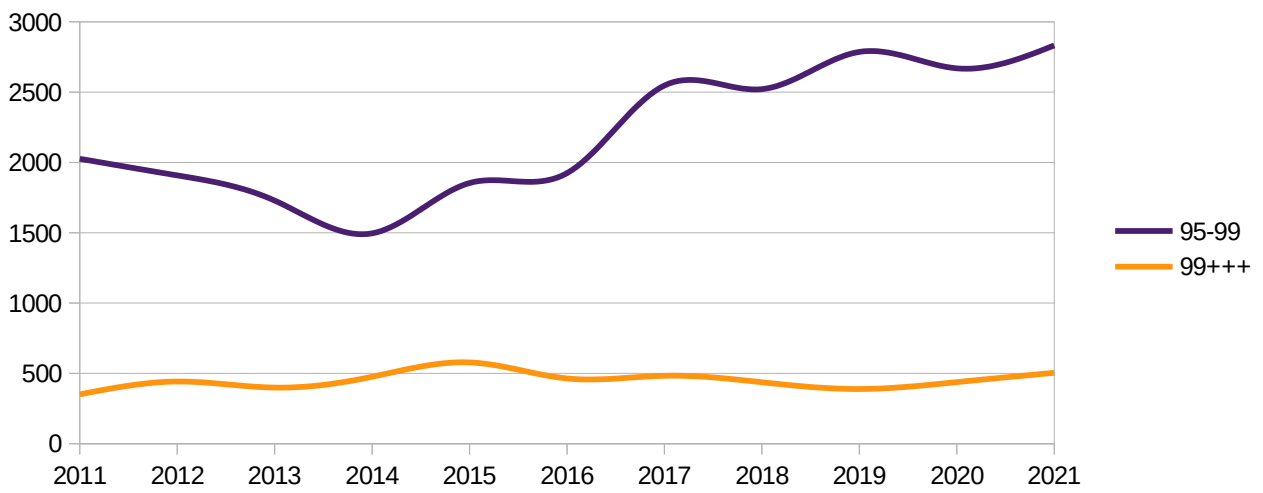
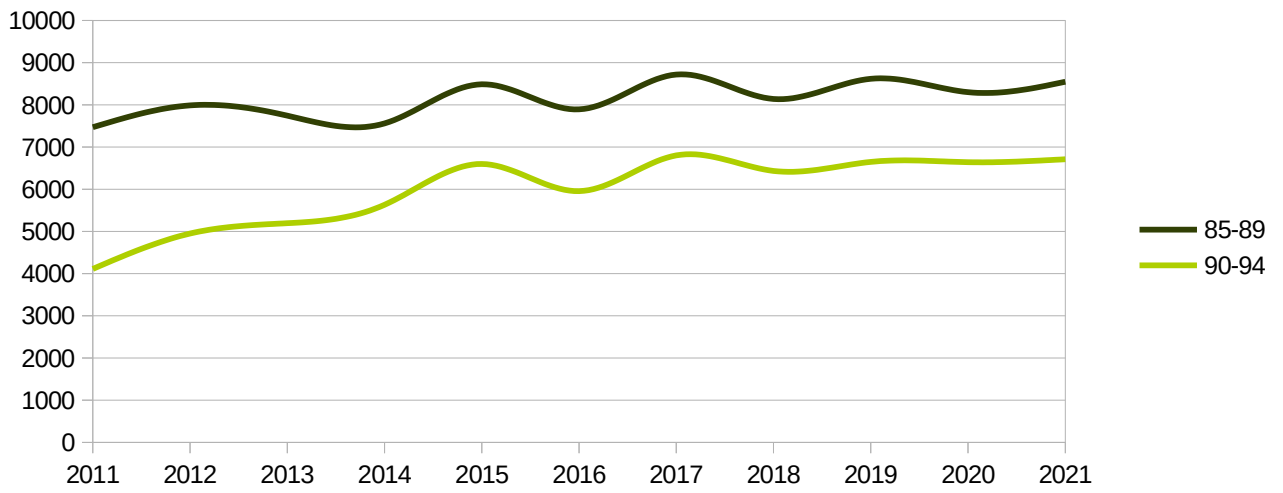
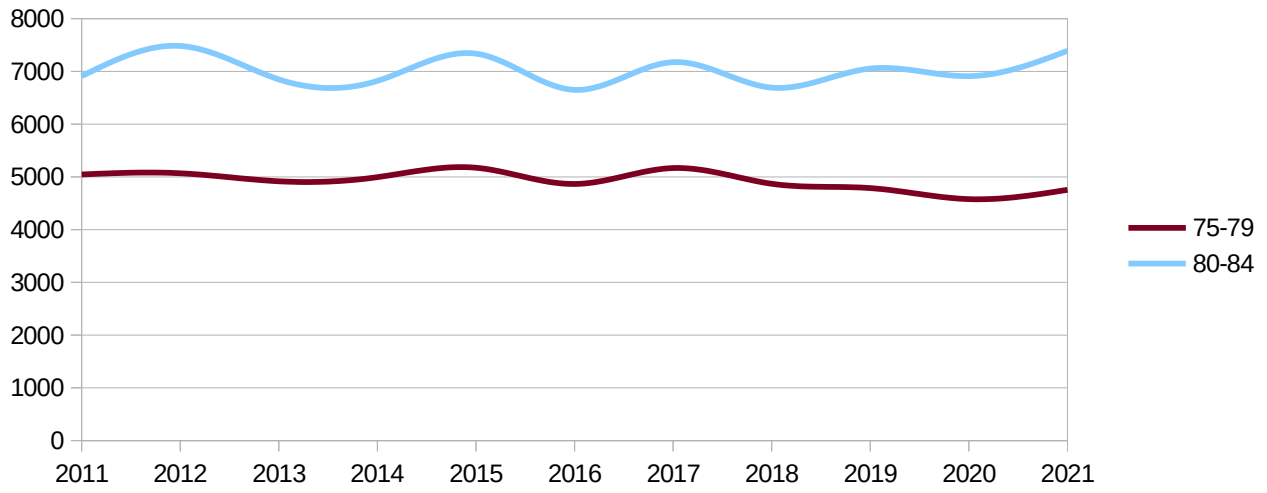
Decessi per fascia d'età

eta	2011	2012	2013	2014	2015	2016	2017	2018	2019	2020	2021
00-00	125	108	113	104	101	91	75	89	64	81	43
01-04	34	16	14	22	14	12	17	20	12	5	8
05-09	17	16	13	18	9	23	12	12	9	9	14
10-14	24	20	11	15	13	27	8	15	17	6	12
15-19	45	51	41	37	35	43	37	39	29	33	29
20-24	84	81	71	70	61	55	57	48	48	45	45
25-29	85	97	87	71	71	70	70	73	76	64	59
30-34	116	116	115	100	98	87	89	60	79	78	90
35-39	212	200	208	171	169	166	161	150	130	131	135
40-44	349	337	337	322	326	273	307	243	261	224	223
45-49	516	530	553	482	520	535	497	485	447	426	482
50-54	753	830	768	823	834	811	814	736	792	755	771
55-59	1115	1087	1060	1075	1187	1117	1110	1049	1202	1131	1238
60-64	1690	1684	1570	1555	1639	1553	1589	1560	1531	1467	1723
65-69	2218	2297	2306	2299	2468	2465	2432	2190	2175	2187	2425
70-74	3515	3481	3423	3294	3420	3086	3245	3239	3320	3442	3784
75-79	5046	5069	4917	4995	5174	4866	5168	4870	4788	4579	4755
80-84	6910	7483	6849	6820	7337	6650	7176	6692	7054	6910	7390
85-89	7469	7987	7744	7560	8487	7893	8718	8139	8617	8300	8548
90-94	4109	4950	5195	5632	6599	5955	6802	6434	6648	6641	6711
95-99	2026	1908	1729	1496	1854	1924	2547	2521	2786	2669	2832
99+++	351	442	399	476	578	464	483	437	389	438	504









Regione **lazio**
 Provincia **- all -**
 mese **- multiple -**

mesi gennaio → agosto
 Dati ISTAT al 31 agosto 2021

Confronto MIN(2011-2019), 2020, 2021, MAX(2011-2019)

eta	MIN	2020	2021	MAX
00-00	64	81	43	125
01-04	12	5	8	34
05-09	9	9	14	23
10-14	8	6	12	27
15-19	29	33	29	51
20-24	48	45	45	84
25-29	70	64	59	97
30-34	60	78	90	116
35-39	130	131	135	212
40-44	243	224	223	349
45-49	447	426	482	553
50-54	736	755	771	834
55-59	1049	1131	1238	1202
60-64	1531	1467	1723	1690
65-69	2175	2187	2425	2468
70-74	3086	3442	3784	3515
75-79	4788	4579	4755	5174
80-84	6650	6910	7390	7483
85-89	7469	8300	8548	8718
90-94	4109	6641	6711	6802
95-99	1496	2669	2832	2786
99+++	351	438	504	578

